



Integrated Submetering    

Streamline Your Data onto One Platform

Collect and utilize building meter data on one cloud-based software solution.





MeterConnex™ is a cloud reporting platform that allows property managers, facility managers, utilities, and consultants to fully integrate new or existing meter systems from most of North America’s leading meter manufacturers.

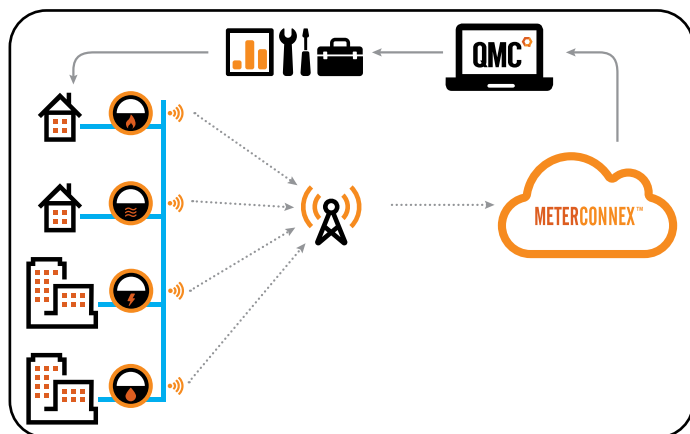
Our system can collect data from any utility type and stores your data all in one central location. Analyze building performance, identify key issues early, and export meter data to your preferred billing program or energy management software easily.

Save time and streamline your workflow with MeterConnex.



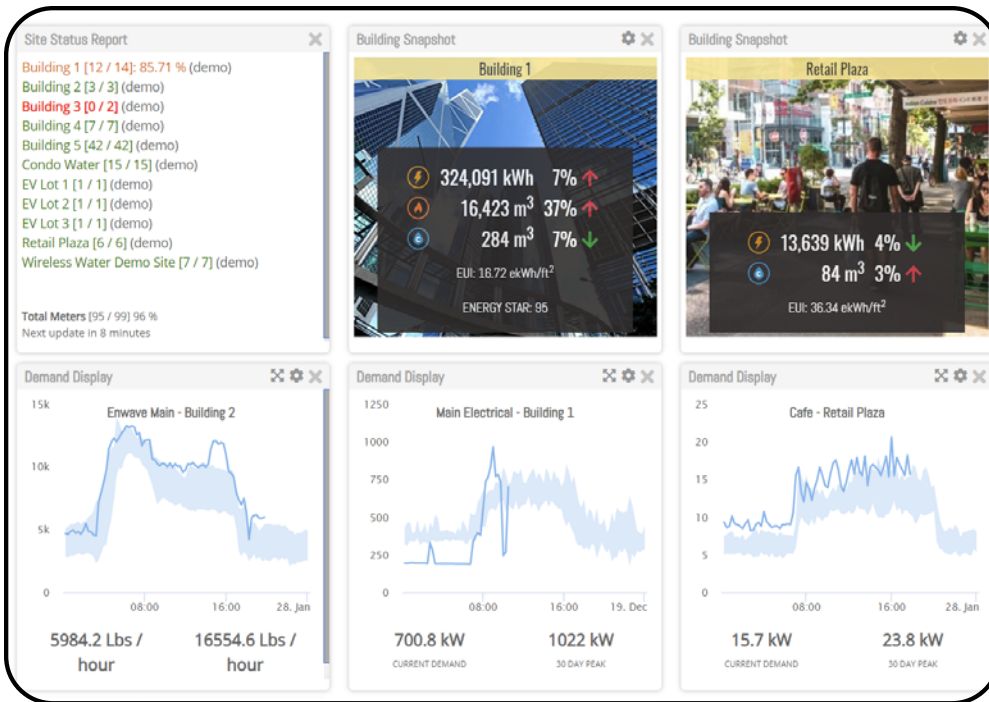
Connect and Integrate Seamlessly

- Integrate meters from all utilities: Electricity, Water, Gas, and Thermal    
- Connect to most proprietary systems in North America
- Connect to open protocol systems, such as Modbus, BACnet, M-Bus and more
- No proprietary restrictions; export and handle data as you like
- Simply connect your existing meters alongside QMC’s meters
- View all meters for a property or an entire portfolio in one place
- Tiered access to data secures viewing rights for facility managers, energy managers, and tenants
- Easy viewing on desktop, tablet, and mobile devices



MeterConnex Integrates With These Major Manufacturers, and More





Key Features & Energy Management Tools

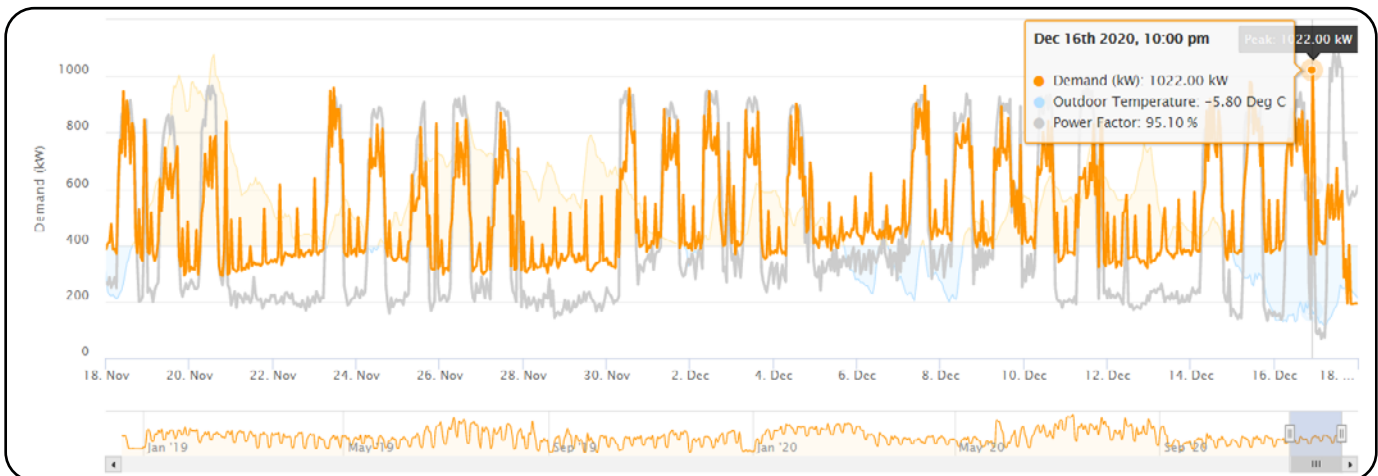
Users have full spectrum of analytical tools:

- Usage and consumption reports
- Multiple graphing features
- Billing system integration
- Heat maps
- Leak detection
- CO2 emissions
- Power factor, load duration
- Regression models
- Alarming
- Directly submit to ENERGY STAR Portfolio Manager®

MeterConnex's portal page with Site Status Report, grants you a snapshot of critical building information. Your portal page is highly customizable to showcase building snapshots, quick graphs, alerts, and more.

Advanced Graphing Functions

- Easily view a multitude of information from one location
- View meter data based on year, month, week, day
- Easily view historical data back to when meter was installed
- Identify peak demand point based on your selected time
- Overlay weather data to identify trends
- Pinpoint power factor percentage at any given time



**MeterConnex is The Ideal Meter Reporting Program for Your Project.
Contact QMC For a Consultation.**



VANCOUVER
1 (604) 526 5155
sales@qcmeters.com

TOLL FREE
1 (877) 358 5155
sales@qcmeters.com

ALBERTA
1 (587) 920 9606
sales@qcmeters.com

TORONTO
1 (416) 291 3079
sales@qcmeters.com

MONTREAL
1 (514) 241 7716
sales@qcmeters.com